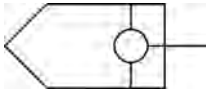
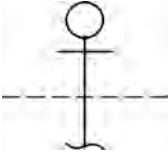
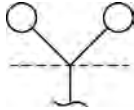
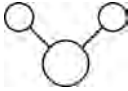




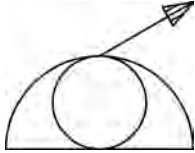
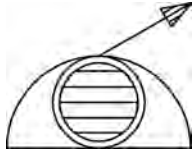

UNIFORM DRAWING SYSTEM

© 2004 THE CONSTRUCTION SPECIFICATIONS INSTITUTE

U.S. NATIONAL CAD STANDARD VERSION 3.1

SYMBOLS

MF NO	Description	Type	Symbol
21 11 00	hydrant, private housed two-hose outlet	I	
21 12 00	fire department connection, one-way	I	
21 12 00	fire suppression, department connection, two-way siamese	I	
21 12 00	fire suppression, fire department connection, siamese free standing	I	
21 12 00	fire suppression, fire hose connection, inspector's test	I	

MF NO	Description	Type	Symbol
21 12 00	fire suppression, hose cabinet or connection	I	
21 12 00	standpipe, dry hose station	I	
21 12 00	standpipe, hose cabinet, charged	I	
21 13 00	fire suppression, automatic actuated wet extinguishing system	I	
21 13 00	fire suppression, dry automatic actuated	I	