

















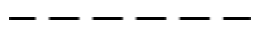


Module 6 - Symbols













6.2 SYMBOLS


-by *MasterFormat™* 2004 Numbers (MF NO) & Symbol Type (Type)

Division 01 - General Requirements


MF NO	DESCRIPTION	TYPE	SYMBOL
DIV 01	GENERAL REQUIREMENTS		
01 00 00	column, circular symbol	O	
01 00 00	column, I beam symbol	O	
01 00 00	column, square symbol	O	
01 00 00	and	T	&
01 00 00	at	T	@
01 00 00	center line	T	⊕
01 00 00	degree(s)	T	X°
01 00 00	divide by, per	T	/
01 00 00	dollar (USD)	T	\$
01 00 00	equals, equal to	T	=
01 00 00	foot, feet	T	X'
01 00 00	greater than	T	>
01 00 00	greater than or equal to	T	≥
01 00 00	inch(es)	T	X"
01 00 00	less than	T	<
01 00 00	less than or equal to	T	≤
01 00 00	minus	T	-
01 00 00	multiply by, by	T	X
01 00 00	number, pound	T	#

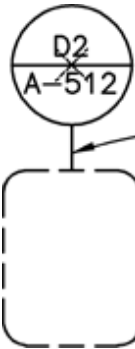
01 00 00	percent	T	%
01 00 00	plus	T	+
01 00 00	plus or minus	T	+/- or ±
01 00 00	property line	T	
01 40 00	elevation indicator, fine line, 4mm (5/32") diameter with lines extending 1mm (1/32") beyond circle	I	
01 40 00	quality requirements, boring indicator	I	
01 40 00	quality requirements, elevation indicator, finish	I	
01 40 00	quality requirements, monument indicator	I	
01 40 00	quality requirements, property corner indicator, existing, 5 mm (3/16") diameter, typical	I	
01 40 00	quality requirements, property corner indicator, new	I	
01 40 00	quality requirements, temporary ground point indicator, existing, 4 mm (5/32") square, typical	I	
01 40 00	quality requirements, temporary ground point indicator, new	I	
01 42 00	center line indicator; thin line, 2 mm (5/64") dash, 2 mm (5/64") space	L	
01 42 00	contract limit line; wide line with dot, 1 mm (1/16") diameter dot, 3 mm (1/8") space	L	
01 42 00	demolition line; medium line, 4 mm (5/32") dash, 2 mm (5/64") space	L	
01 42 00	existing to remain line; thin line	L	
01 42 00	features above line indicator; thin dashed line	L	

01 42 00	fire resistive rated line, 1 hour; fine line, 2.5 mm (3/32") diamond, 14 mm (9/16") repeat	L	
01 42 00	fire resistive rated line, 2 hour; fine line, 2.5 mm (3/32") diamond, 12 mm (29/64") repeat	L	
01 42 00	fire resistive rated line, 3 hour; fine line, 2.5 mm (3/32") diamond, 8 mm (21/64") repeat	L	
01 42 00	fire resistive rated line, 4 hour; fine line, 2.5 mm (3/32") diamond, 7 mm (9/32") repeat	L	
01 42 00	fire-rated, smoke barrier line, 1 hour; fine line, 2.5 mm (3/32") diamond, 2.5 mm (3/32") text, 3.2 mm (1/8") space, 14 mm (9/16") repeat	L	
01 42 00	fire-rated, smoke barrier line, 2 hour; fine line, 2.5 mm (3/32") diamond, 2.5 mm (3/32") text, 3.2 mm (1/8") space, 12 mm (29/64") repeat	L	
01 42 00	fire-rated, smoke barrier line, 3 hour; fine line, 2.5 mm (3/32") diamond, 2.5 mm (3/32") text, 3.2 mm (1/8") space, 8 mm (21/64") repeat	L	
01 42 00	fire-rated, smoke barrier line, 4 hour; fine line, 2.5 mm (3/32") diamond, 2.5 mm (3/32") text, 3.2 mm (1/8") space, 7 mm (9/32") repeat	L	
01 42 00	hidden features line; thin line	L	
01 42 00	new line; medium line	L	
01 42 00	property line; wide line, 5 mm (3/16") dash, 3 mm (1/8") space	L	
01 42 00	smoke barrier line; fi ne line, 2.5 mm (3/32") text, 14 mm (9/16") repeat	L	

01 42 00	break, round (user defines size)	R	
01 42 00	break, straight (see section indicators, building, with break standards)	R	

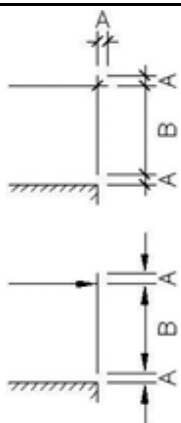
MF NO	DESCRIPTION	TYPE	SYMBOL
-------	-------------	------	--------

01 42 00	detail indicator, dashed circle, 2.5 mm (3/32") text, typical	R	 <p>MEDIUM DASH LINE</p> <p>CONTINUOUS LINE 6 mm (1/4") ±</p>
----------	---	---	---

01 42 00	detail indicator, dashed rectangle, 2.5 mm (3/32") text, typical	R	 <p>CONTINUOUS LINE 6 mm (1/4") ±</p> <p>MEDIUM DASH LINE</p>
----------	--	---	---

01 42 00	detail indicator for small conditions, 45 degree arrow, 2.5 mm (3/32") text, medium line	R	
----------	--	---	--

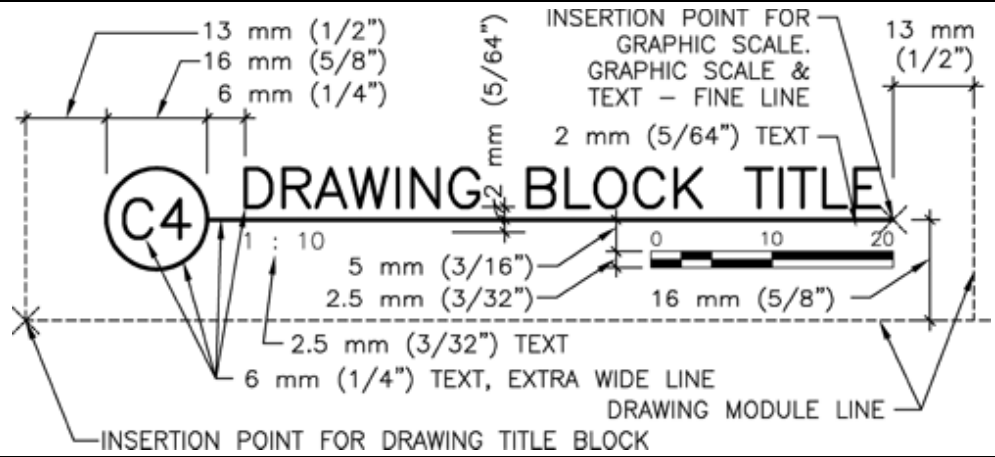
01 42 00	dimension line: continuous, thin line with medium line for terminator	R	
----------	---	---	--

01 42 00	dimension line: continuous, thin line with medium line for slash terminator or thin line with 3:1 filled arrows for arrow terminators, typical	R	 <p>A = 1.5 mm (1/16")</p> <p>B = 13 mm (1/2") (MINIMUM) 50 mm (2") (RECOMMENDED)</p>
----------	--	---	--

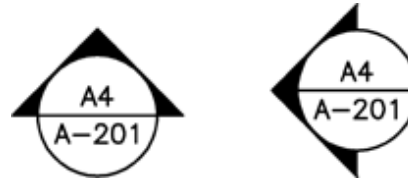
01 42 00 door opening/borrowed light identifier, 2.5 mm (3/32") text, medium line, typical R



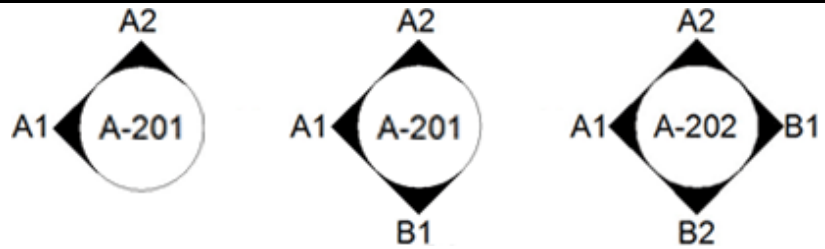
01 42 00 drawing block title, typical R



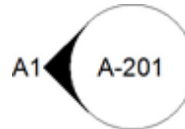
01 42 00 elevation indicator, exterior, 16 mm (5/8") diameter R



01 42 00 elevation indicator, interior, multiple view, 16 mm (5/8") diameter; for two, three or four views R

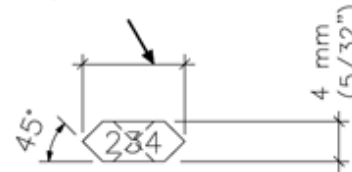


01 42 00 elevation indicator, interior, single view, 16 mm (5/8") diameter R



01 42 00 furniture, fixture, & equipment indicator, medium line, typical R

USER DEFINED MINIMUM WIDTH 10mm (13/32")



01 42 00 graphic scale, 1:5000 R



01 42 00 graphic scale, 1:2000 R





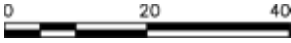


























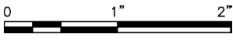






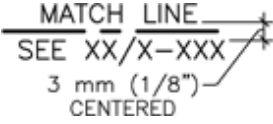
01 42 00 graphic scale, 1:1000 R



01 42 00 graphic scale, 1:500 R



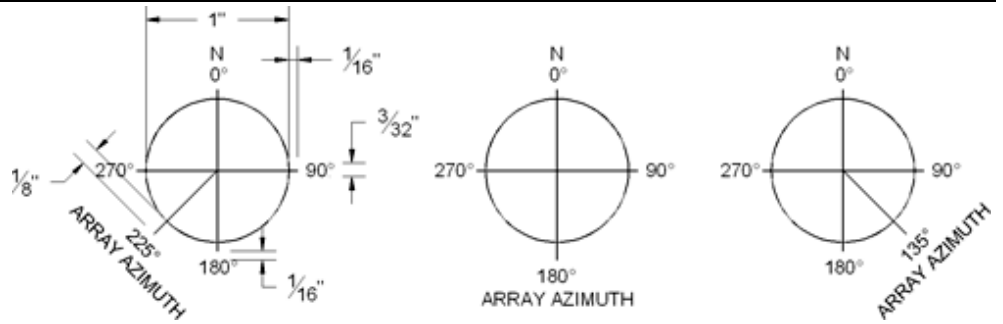
01 42 00	graphic scale, 1:200	R	
01 42 00	graphic scale, 1:100	R	
01 42 00	graphic scale, 1:50	R	
01 42 00	graphic scale, 1:30	R	
01 42 00	graphic scale, 1:20	R	
01 42 00	graphic scale, 1:10	R	
01 42 00	graphic scale, 1:5	R	
01 42 00	graphic scale, 1:2	R	
01 42 00	graphic scale, 1:1	R	
01 42 00	graphic scale, 1" = 1000'-0"	R	
01 42 00	graphic scale, 1" = 500'-0"	R	
01 42 00	graphic scale, 1" = 200'-0"	R	
01 42 00	graphic scale, 1" = 100'-0"	R	
01 42 00	graphic scale, 1" = 50'-0"	R	
01 42 00	graphic scale, 1" = 40'-0"	R	
01 42 00	graphic scale, 1" = 30'-0"	R	
01 42 00	graphic scale, 1" = 20'-0"	R	
01 42 00	graphic scale, 1" = 10'-0"	R	
01 42 00	graphic scale, 1/16" = 1'-0"	R	
01 42 00	graphic scale, 3/32" = 1'-0"	R	
01 42 00	graphic scale, 1/8" = 1'-0"	R	
01 42 00	graphic scale, 1/4" = 1'-0"	R	
01 42 00	graphic scale, 3/8" = 1'-0"	R	
01 42 00	graphic scale, 1/2" = 1'-0"	R	

01 42 00	graphic scale, 3/4" = 1'-0"	R	
01 42 00	graphic scale, 1" = 1'-0"	R	
01 42 00	graphic scale, 1 1/2" = 1'-0"	R	
01 42 00	graphic scale, 3" = 1'-0"	R	
01 42 00	graphic scale, 6" = 1'-0"	R	
01 42 00	graphic scale, 1" = 1"	R	
01 42 00	identification device indicator, 2 mm (5/64") text, 3 mm (1/8") sides	R	
01 42 00	insertion point, 4 mm (5/32") wide/high hidden line	R	
01 42 00	keynote indicator, 2.5 mm (3/32") text, 60 degree angles, 6 mm (1/4") high, medium line	R	
01 42 00	leader, curved, 3:1 filled arrow, 3 mm (1/8") text, medium line	R	
01 42 00	leader, straight, 3:1 filled arrow, 3 mm (1/8") text, medium line	R	
01 42 00	louver type identifier, L = louver, 3 = type, similiar to window type identifier, medium line	R	
01 42 00	match line indicator, extra wide center line, 3 mm (1/8") text, medium line, typical	R	

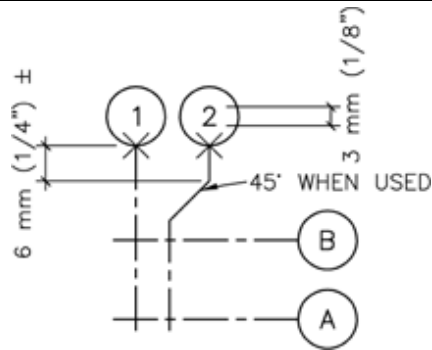
01 42 00 north indicator, user-defined diameter (optional symbol may be replaced by user-defined north indicator symbol or north arrow) R



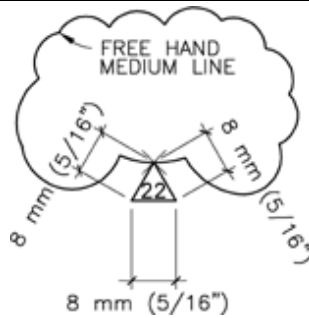
01 42 00 azimuth indicator, 1 inch diameter, medium line, 2.5 mm (3/32) text R



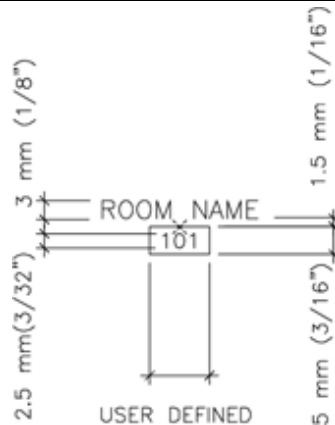
01 42 00 reference grid indicator with reference grid lines, medium line, typical R



01 42 00 revision indicator (shown with revision cloud), typical R



01 42 00 room identifier with room name and number, medium line, typical R



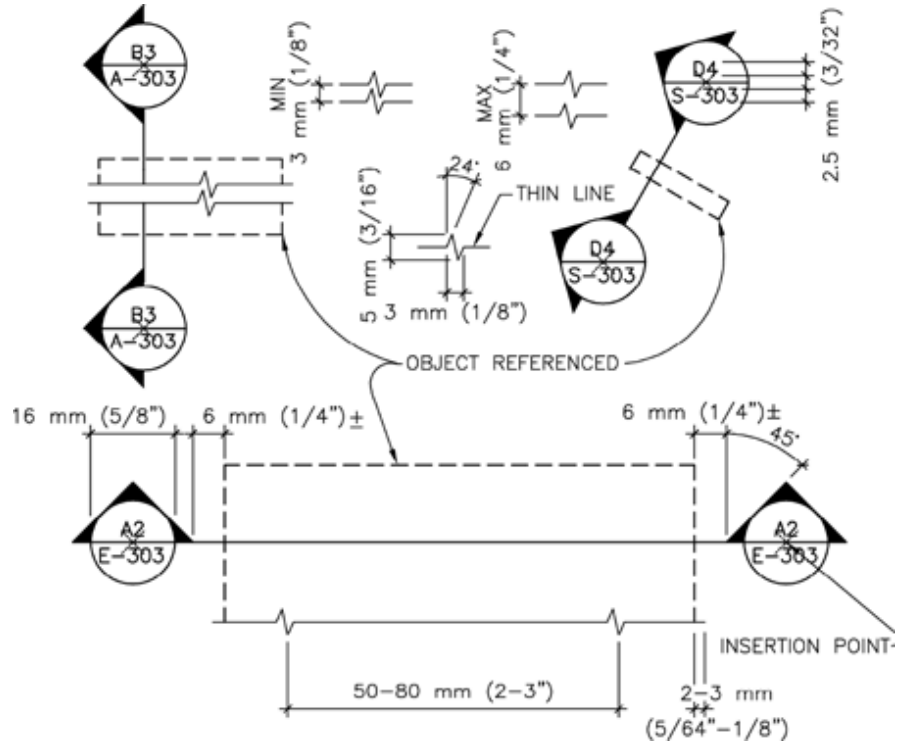
room identifier
with room name
and number,
optional finishes
A = floor finish
type
2 = base finish
type
C = wall finish
type
3 = ceiling finish
type

01 42 00 R

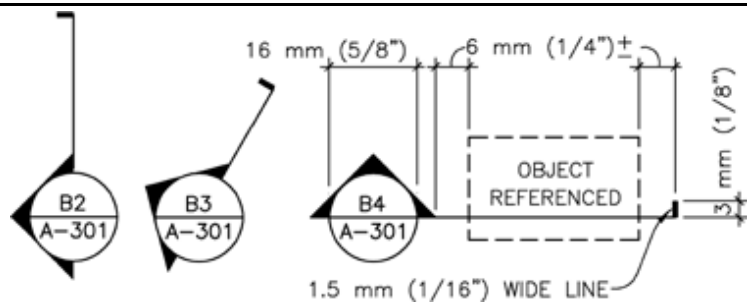
ROOM NAME

101
A2C3

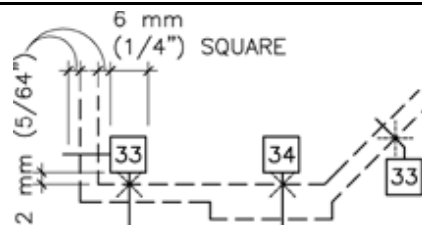
01 42 00 R
section indicators
for building
with break
standards, typical



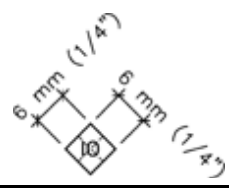
01 42 00 R
section indicators
for partial
building, typical



01 42 00 R
wall type indicator,
medium line,
typical



01 42 00 window type
2.5 mm (3/32") identifier,
R text, medium line,
typical



IDENTITY (I), LINE (L), MATERIAL (M), OBJECT (O), REFERENCE (R), AND TEXT (T) SYMBOLS